


7 Simple Steps to Green Your Church
 Keeping Track of Commitments and Progress Worksheet



**Step 1
 Form a Green Team**

Name Interest/Expertise Contact Information



7 Simple Steps to Green Your Church

Keeping Track of Commitments and Progress Worksheet

Step 2 Calculate Your Carbon Footprint

Initial Calculation

Date: _____ Brief calculation _____ Comprehensive calculation _____

For the period _____ (month/year) to _____
(month/year)

Online calculator used: _____

Our congregation generated _____ pounds/tons of CO₂ per
month/year

End Calculation

Date: _____ Brief calculation _____ Comprehensive calculation _____

For the period _____ (month/year) to _____ (month/year)

Online calculator used: _____

Our congregation generated _____ pounds/tons of CO₂ per month/year

Tip: Subtract the initial amount of CO₂ generated from the end amount to determine the total amount you have reduced your carbon footprint.

Carbon Footprint Reduction

We reduced our carbon footprint by _____ pounds/tons of CO₂ over the last
_____ months/years.

What does it add up to?

Reducing your carbon footprint by 500 pounds is equivalent to planting a grove of 20 trees. A 5000-pound reduction is equivalent to planting a forest of 200 trees. Reducing your carbon footprint by 12,000 pounds is equivalent to taking one car off the road per year. A 36,000-pound reduction is equivalent to taking 3 cars off the road per year.

7 Simple Steps to Green Your Church

Keeping Track of Commitments and Progress Worksheet




Step 3 Make a Plan

	<u>Area to Green</u>	<u>Actions We'll Take</u>	<u>Resources Needed</u>	<u>Resources Available</u>	<u>Funding Source</u>	<u>Who Will Do</u>	<u>By When</u>
1.	_____	_____	_____	_____	_____	_____	_____
		_____	_____	_____	_____	_____	_____
		_____	_____	_____	_____	_____	_____
		_____	_____	_____	_____	_____	_____
2.	_____	_____	_____	_____	_____	_____	_____
		_____	_____	_____	_____	_____	_____
		_____	_____	_____	_____	_____	_____
		_____	_____	_____	_____	_____	_____
3.	_____	_____	_____	_____	_____	_____	_____
		_____	_____	_____	_____	_____	_____
		_____	_____	_____	_____	_____	_____
		_____	_____	_____	_____	_____	_____
4.	_____	_____	_____	_____	_____	_____	_____
		_____	_____	_____	_____	_____	_____
		_____	_____	_____	_____	_____	_____
		_____	_____	_____	_____	_____	_____

	<u>Area to Green</u>	<u>Actions We'll Take</u>	<u>Resources Needed</u>	<u>Resources Available</u>	<u>Funding Source</u>	<u>Who Will Do</u>	<u>By When</u>
5.	_____	_____	_____	_____	_____	_____	_____
		_____	_____	_____	_____	_____	_____
		_____	_____	_____	_____	_____	_____
6.	_____	_____	_____	_____	_____	_____	_____
		_____	_____	_____	_____	_____	_____
		_____	_____	_____	_____	_____	_____
7.	_____	_____	_____	_____	_____	_____	_____
		_____	_____	_____	_____	_____	_____
		_____	_____	_____	_____	_____	_____
8.	_____	_____	_____	_____	_____	_____	_____
		_____	_____	_____	_____	_____	_____
		_____	_____	_____	_____	_____	_____
9.	_____	_____	_____	_____	_____	_____	_____
		_____	_____	_____	_____	_____	_____
		_____	_____	_____	_____	_____	_____

	<u>Area to Green</u>	<u>Actions We'll Take</u>	<u>Resources Needed</u>	<u>Resources Available</u>	<u>Funding Source</u>	<u>Who Will Do</u>	<u>By When</u>
10.	_____	_____	_____	_____	_____	_____	_____
		_____	_____	_____	_____	_____	_____
		_____	_____	_____	_____	_____	_____
		_____	_____	_____	_____	_____	_____
11.	_____	_____	_____	_____	_____	_____	_____
		_____	_____	_____	_____	_____	_____
		_____	_____	_____	_____	_____	_____
		_____	_____	_____	_____	_____	_____
12.	_____	_____	_____	_____	_____	_____	_____
		_____	_____	_____	_____	_____	_____
		_____	_____	_____	_____	_____	_____
		_____	_____	_____	_____	_____	_____



7 Simple Steps to Green Your Church


Keeping Track of Commitments and Progress Worksheet

Step 4 Take Action

<u>Action</u>	<u>Numbers</u>	<u>Savings</u>	<u>Other</u>
<i>1. Bike to Church Sunday</i>	<i>63 participants; 12 volunteers</i>	<i>326 gallons of gas/event</i>	<i>7 newcomers in worship</i>
<i>2. Cancelling junk mail</i>	<i>37 catalogues and mailings</i>	<i>22 lbs averted from landfill/month</i>	<i>2 volunteers made the calls</i>
<i>3. Using the good dishes</i>	<i>75 people served per week</i>	<i>\$55/month on disposable plates, cups, utensils</i>	<i>Water bill up \$10/month</i>
<i>4. Changing from incandescent to CFLs</i>	<i>(20) 100 watt bulbs changed to 23-watt bulbs</i>	<i>1540 watts and \$5 per month</i>	<i>Bulbs were donated</i>

7 Simple Steps to Green Your Church

Keeping Track of Commitments and Progress Worksheet



Step 5 Report Your Progress

Acknowledging the greening of your church is important. It communicates your care of God's creation in a concrete way. Consider how you will let your congregation know what you are accomplishing. Be creative. Consider using song, testimony, printed announcement, spoken announcement, skit, sermon, prayer, Slide Presentation, a special ritual or another way.

	<u>Green Action</u>	<u>Method of Communication</u>	<u>Who Will Do?</u>	<u>When?</u>
1.	_____	_____	_____	_____
		_____	_____	_____
		_____	_____	_____
		_____	_____	_____
		_____	_____	_____
		_____	_____	_____
		_____	_____	_____
2.	_____	_____	_____	_____
		_____	_____	_____
		_____	_____	_____
		_____	_____	_____
		_____	_____	_____
		_____	_____	_____
		_____	_____	_____
3.	_____	_____	_____	_____
		_____	_____	_____
		_____	_____	_____
		_____	_____	_____
		_____	_____	_____
		_____	_____	_____
		_____	_____	_____

	<u>Green Action</u>	<u>Method of Communication</u>	<u>Who Will Do?</u>	<u>When?</u>
4.	_____	_____	_____	_____
		_____	_____	_____
		_____	_____	_____
		_____	_____	_____
		_____	_____	_____
		_____	_____	_____
5.	_____	_____	_____	_____
		_____	_____	_____
		_____	_____	_____
		_____	_____	_____
		_____	_____	_____
		_____	_____	_____
6.	_____	_____	_____	_____
		_____	_____	_____
		_____	_____	_____
		_____	_____	_____
		_____	_____	_____
		_____	_____	_____
7.	_____	_____	_____	_____
		_____	_____	_____
		_____	_____	_____
		_____	_____	_____
		_____	_____	_____
		_____	_____	_____


	<u>Green Action</u>	<u>Method of Communication</u>	<u>Who Will Do?</u>	<u>When?</u>
8.	_____	_____	_____	_____
		_____	_____	_____
		_____	_____	_____
		_____	_____	_____
		_____	_____	_____
		_____	_____	_____
9.	_____	_____	_____	_____
		_____	_____	_____
		_____	_____	_____
		_____	_____	_____
		_____	_____	_____
		_____	_____	_____
10.	_____	_____	_____	_____
		_____	_____	_____
		_____	_____	_____
		_____	_____	_____
		_____	_____	_____
		_____	_____	_____
11.	_____	_____	_____	_____
		_____	_____	_____
		_____	_____	_____
		_____	_____	_____
		_____	_____	_____
		_____	_____	_____

	<u>Green Action</u>	<u>Method of Communication</u>	<u>Who Will Do?</u>	<u>When?</u>
12.	_____	_____	_____	_____
	_____	_____	_____	_____
	_____	_____	_____	_____
	_____	_____	_____	_____
	_____	_____	_____	_____
	_____	_____	_____	_____

Other

	<u>Green Action</u>	<u>Method of Communication</u>	<u>Who Will Do?</u>	<u>When?</u>
	_____	_____	_____	_____
	_____	_____	_____	_____
	_____	_____	_____	_____
	_____	_____	_____	_____
	_____	_____	_____	_____

Note: Be sure to include financial costs and savings in your progress reports.



7 Simple Steps to Green Your Church Keeping Track of Commitments and Progress Worksheet

Step 6 Celebrate in Worship (Planning)

Date for Care of Creation Sunday _____


Planning Team _____

As you plan your service, remember back on the positive changes that have come about because of the ways you have greened your church. Jot them down here. Be sure to make mention of these positive changes in your celebration.

1. Recycling _____
2. Lighting _____
3. Worship _____
4. Electricity and Energy Efficiency _____
5. Heating and Cooling _____
6. Water _____
7. Christian Education _____
8. Vehicles and Travel _____
9. The Kitchen _____
10. The Office _____
11. Missions _____
12. Grounds _____

7 Simple Steps to Green Your Church

Keeping Track of Commitments and Progress Worksheet



Step 6 Celebrate in Worship (Spreading the Word)

Invitation List


This is a great time to let people know what you are doing as a congregation. Don't forget to include the following people and organizations.

Friends and family _____
The community _____
Community leaders _____
Other congregations _____
Environmental or stewardship organizations _____
Church neighbors _____
Others who have helped you achieve your results _____

Methods of Communication

- Bulletin announcements
- Newsletter announcements
- Newspaper press releases and photographs
- Television
- Radio
- Church website
- Facebook pages
- Twitter
- Email announcements
- Text messages
- Denominational announcements/website

Most important of all are personal invitations. People appreciate the personal touch.



7 Simple Steps to Green Your Church

Keeping Track of Commitments and Progress Worksheet

Step 7 Pay It Forward

Planning

Whom we might partner with:

Congregation Faith leader Contact information Faith Affiliation

Get-to-Know-You Meeting

Date/Time of initial meeting _____ Location _____


Customs we need to be aware of _____

Who will be present:

Snacks/hospitality _____

Working Together

Follow-up notes _____



7 Simple Steps to Green Your Church

Keeping Track of Commitments and Progress Worksheet

Staying Connected

Date/time of second meeting _____ Location _____

Customs we need to be aware of _____

Who will be present

Snacks/hospitality _____

Follow-up notes _____

Looking Ahead to Round Two

Here's what we'd like to do next in our congregation:

New people we'd like to invite to join us: